


VDarts H2. H2L. H3L

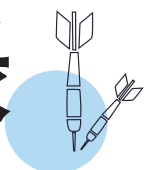
安裝使用說明書

Installation and User Manual



www.vdarts.net

目錄



02

Package Contents



03

Product Specifications



04-05

Precautions



07-09

User Guide



06

Dartboard
Installation



10

General Rules
of Darts



12-14

Member Card Instructions
and FAQ



11

FAQ

Package Contents

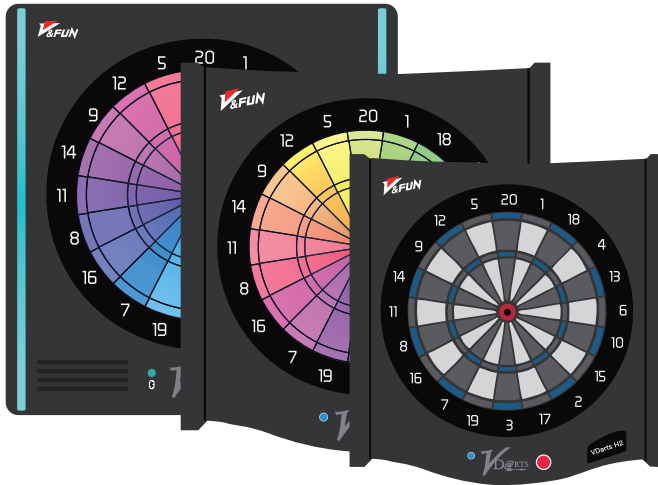
- Dart Board
- Soft Tip Darts
- Soft Dart Tips
- Installation And User manual
- Member Card
- Tape Measure
- Throw Line Marker
- H2: USB
- H2L & H3L: Power Cord

Product Specifications

VDarts H2&H2L Global Online Dartboard



Dart Board



H2 Size: 54 × 57 × 5cm

H2 Weight: 3.3kg

H2L Size: 54 × 57 × 7cm

H2L Weight: 5.5kg

H3L Weight: 5.5kg

H3L Weight: 5.5kg

Main material: ABS plastic

Target surface: 15.5 inches

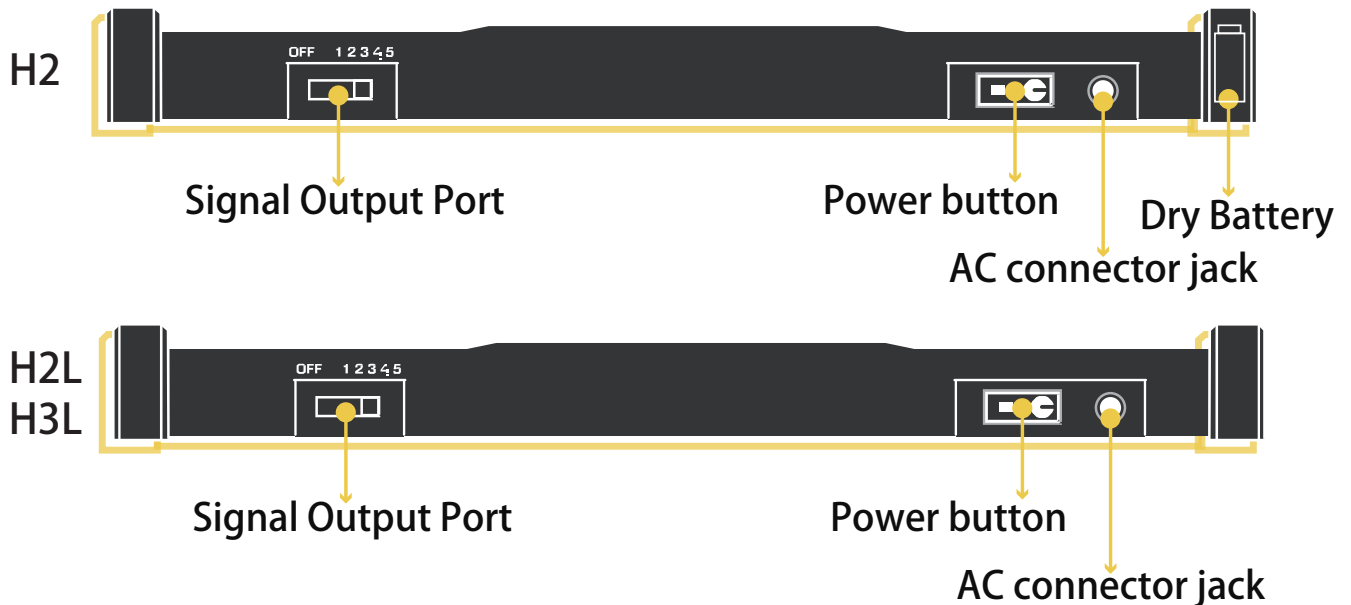
Power supply: 100-240V

Noise reduction: Yes

 Confirm Button
(for confirming your selection)

 Bluetooth Indicator

Dartboard Switch

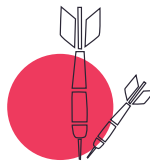


VDarts H2&H2L Global Online Dartboard: 15.5 inches target area 1 to 4 players
AC connector Bluetooth (The bluetooth indicator light will keep flashing when device is not connected.)



Precautions

VDarts H2&H2L Global Online Dartboard



Warning

Please follow all instructions carefully. If any unusual activity is observed with the product, please turn off power immediately, unplug power cord, and contact us or your distributor.

■ Safety Precautions

-Dropping the product or allowing it to get wet can cause damages. Electric shock may occur when in contact with liquids.

■ Power Cord & Plug Precautions

- Make sure the plug is completely inserted into the outlet to prevent electric shock.
- Precautions to avoid electric shock or short circuit:
 - Do not bend, stretch, damage, or hang heavy objects on the power cord.
 - Do not use AC connector if broken. Replace immediately to prevent electric shock or short circuit.
 - Make sure your hands are dry before handling the AC connector to prevent electric shock or short circuit.
 - Do not use other power supply except for current (100-240V).
 - Switch off power and disconnect power supply when product is not in use.

■ Dart Throwing Precautions

- Using too much strength in throwing darts may lead to hand, wrist, and shoulder injury or damaged product.
- Do not throw darts toward any person, animal, or object to prevent injuries and property damages.
- Only throw darts toward the dartboard.
- Do not walk in between the dartboard and the player when a game is ongoing.

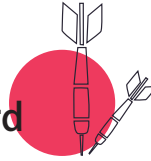
■ Choking Hazard

- Product contains small parts. Please keep product away from children under 3 years of age. Use with adult supervision only.



Precautions

VDarts H2&H2L Global Online Dartboard



■ Prohibit Dismantling

- Do not attempt to open, modify, or repair the product by yourself. Doing so may cause malfunction, deformation, or other damages.
- Contact manufacturer or distributor immediately if unusual activity is observed. Incorrect use of product may result in injuries or property damages.

■ Hanging the Dartboard

- Make sure the wall is strong enough to hang the dartboard and prevent falling or dropping of the product.
- Make sure the metal parts are fastened correctly when installing the board. This should also be checked regularly.
- Use screws for hanging the board on wooden surfaces; and use bolts when hanging on concrete walls.

■ Darts

- Only use soft-tip darts not weighing over 20g. Do not use hard-tip or steel-tip darts to avoid damages to the board.
- Maximum suggested weight of soft-tip darts is 20g.

■ Hitting the Board

- Do not hit or press the dartboard heavily. Doing so can cause the board to fall, which in turn can cause serious damages.

■ Health Caution

- Prolonged use of the product may lead to hand or wrist fatigue. Avoid excessive use and throwing.
- Consult the doctor before using the product if you have any existing hand or wrist injury.
- Rest in between plays when playing long-term to avoid fatigue.

■ Playing Age

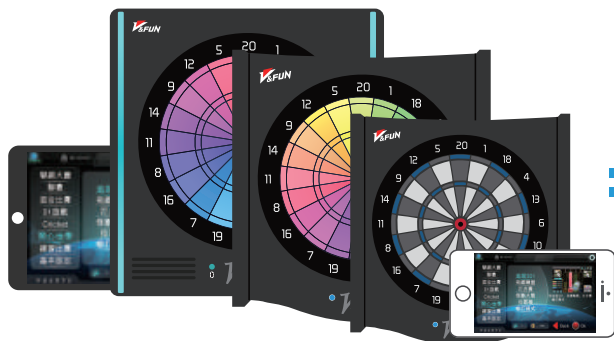
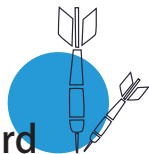
- This product is suitable for ages 16 and up. Adult supervision is required for ages below 16.

■ Where to Install

- This product is made for indoor use only.

User Guide

VDarts H2&H2L Global Online Dartboard



Required Devices

Electronic devices such as smart phones or tablets with bluetooth connection and are connected to the internet.

[Android Devices]

Processor: Quad-Core 1.2GHz Memory: 2GB

Operating System: Android 4.4.2 Bluetooth: 4.0

Support OpenGL 2.0

[Apple Devices]

iPhone 5 or iPad 3 & newer devices iOS 8

& new system version



Download & Installation

Please use the QR code scanning software on your phone to scan the QR code, or search "VDartsGame" on Google play or App store to download the APP.




iOS



Android



For Intel
CPU APP



 **Bluetooth™ 4.0**



Connection method

The bluetooth indicator light will flash after the dartboard is powered on. Turn on your device's bluetooth and search for

"VDarts (Product Model)" (iOS devices).

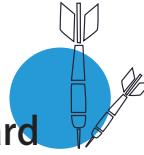
Bluetooth PIN code: 1608

You can start playing after successfully connecting via bluetooth.



User Guide

VDarts H2&H2L Global Online Dartboard



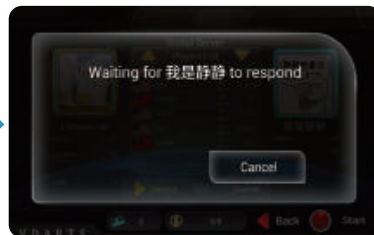
Game Interface



Log In



Online PK



Game Setting



If you need any adjustments, click these buttons:



Back



Next Turn/Switch Player

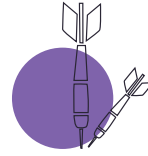


Exit



General Rules of Darts

VDarts H2&H2L Global Online Dartboard



Basic rules for dart

- When it is your turn, throw the darts one by one. After throwing three darts, you have completed your turn. This is called “one throw” .
- After a player finishes his “one throw” , the turn is given to the next player. When all players finish their “one throw” , the round will end and the next round will start...
- When all rounds are finished, the game will end. The number of rounds is dependent on the type of game being played.

Basic rules for throwing dart

1 Aiming

Grip the barrel and stand stably.

2 Take back

Decide the target and draw back your forearm as much as possible.

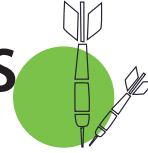
3 Throw

Lock your elbow and throw the dart to target area by swinging forearm to dart board straightly.



Frequently Asked Questions

VDarts H2&H2L Global Online Dartboard



Q: My dartboard won't start.

A: Please check and make sure that the AC connector is properly connected and that the board is plugged in.

Q: The dartboard is not responding.

A: Try hitting the same area with the dart.

Q: The tips of my darts are broken or damaged.

A: Unscrew the tip from the barrel and replace it with a new tip.

Q: I cannot connect via bluetooth.

A: Exit the game app, reboot your device, and try connecting again.
If problem persists, switch off the dartboard and switch it back on again.

Q: My device keeps displaying "Searching VDarts H2..."

A: If your board doesn't connect to your device's bluetooth automatically, you will have to connect it manually. Go to your device's settings – Bluetooth – Search device – input connection "VDarts Home Dartboard" – Enter PIN code: 1608.



help.vdarts.net

If you have any other questions, please visit our Help Center:
<http://help.vdarts.net/en/>

Member Card Instructions and FAQ

VDarts H2&H2L Global Online Dartboard



Differences in Membership Cards:

	System Activated Member Card	Ordinary Member Card
Items		
Logging in	Player uses the ID number found at the back of the card to login. Input card number as the account, and last 6 digits as the password. Log in and activate your e-mail to modify information or check scores.	Player cannot use the ID number to directly login. You need to create a VDarts account (must be 5 ~ 16 letters and numbers) on the VDarts member platform.
Pairing	Your account is already paired with the member card.	Add a member card in "Member card management" after logging in. Enter the ID card number to pair your member card to your account.
Advantage	Card is system activated so you will be able to use it as soon as you get it.	You can set your own ID and Password which will be easier to remember.
Disadvantage	You need to create a new account if you lose the card or forget the ID number.	You need to register a new account before you can use your member card.

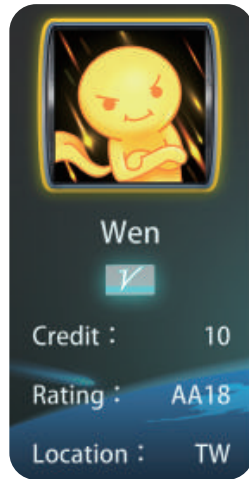
Member Card Instructions and FAQ

VDarts H2&H2L Global Online Dartboard




How to know which card you have:

(Picture 1)
System Activated
Member Card



Try logging in using your card's ID number.
If you have the System Activated Card, you will be able to log in successfully. Information such as points, ranking, and location will be shown. (Picture1)

(Picture 2)
Ordinary
Member Card



Try logging in using your card's ID number.
If you have the ordinary member card, you will be asked to register an account.

Member Card Q & A:

Q: How do I register/login to become a VDarts member?

A: Please go to our web site <http://logiin.vdarts.net/singUp.html>, or download the APP on Google play or APPLE store on your mobile device and register. If you have a VDATRS member card, you can pair it to your account. Your account can be paired to multiple member cards and can be used to add money and recharge. The balance of your account can be shared by multiple member cards.

Member Card Instructions and FAQ

VDarts H2&H2L Global Online Dartboard



Q: Will my scores and competition record be gone if my member card is damaged?

A: All your data is saved to your account. You only need to pair a new member card to your account and it will save your data history automatically.

Q: What should I do if I forget my member card password?

A: Please go to <http://login.vdarts.net/forgetPassword.html> and follow the instructions. If you still have a problem logging in, please contact our customer support at support@vdarts.tw.

Q: My member card cannot be paired to my account. It says that my card is already in use.

A: Please follow the instructions below:

1. Use your member card ID number as your account and take the last 6 digits of the ID number as your password to log into VDarts member platform.
2. Delete your original account and then log out.
3. Log into your account again and pair the card in the member card management. If not successful, please send an email to support@vdarts.tw (There are two kinds of member cards: the "System Activated Member Card" (Use ID number as your login details) and the "Ordinary Member Card" (register an account first to login)).

Q: How do I get a ranking/rating (Initial: N1)?

A: VDarts will give you a ranking/rating after competing with other players online for over 10 times.

Q: Why doesn't my rating change? I have improved a lot recently.

A: Remember that you need to login to your member account before entering the game for VDarts to record your data. Since the system averages the last 30 games you played, you might have to play more to see a change in your rating/ranking.



VDarts H2. H2L. H3L Global Online Dartsboard

臺灣總公司：利穎科技股份有限公司
地址：新北市中和區中正路764號7樓
電話：+886-2-82287256

Head quarter : Letswin Technology Co.,LTD.
Add : 7F., No.764, Zhongzheng Rd.,
Zhonghe Dist., New Taipei City 235,
Taiwan (R.O.C.)
Tel : +886-2-82287256

廣州分公司：廣州名動科技有限公司
地址：廣州白雲區同泰路85號峻銘商務
大廈1211房 (郵編: 510000)
電話：+86-020-87717272

Branch : Guangzhou Mingdong Technology Co., LTD.
Add : Room 1211, Junming Commercial Building,
NO. 85 Tongtai Rd, Baiyun Dist, Guangzhou
City, Guangdong Province, 510000 China
Tel : +86-020-87717272